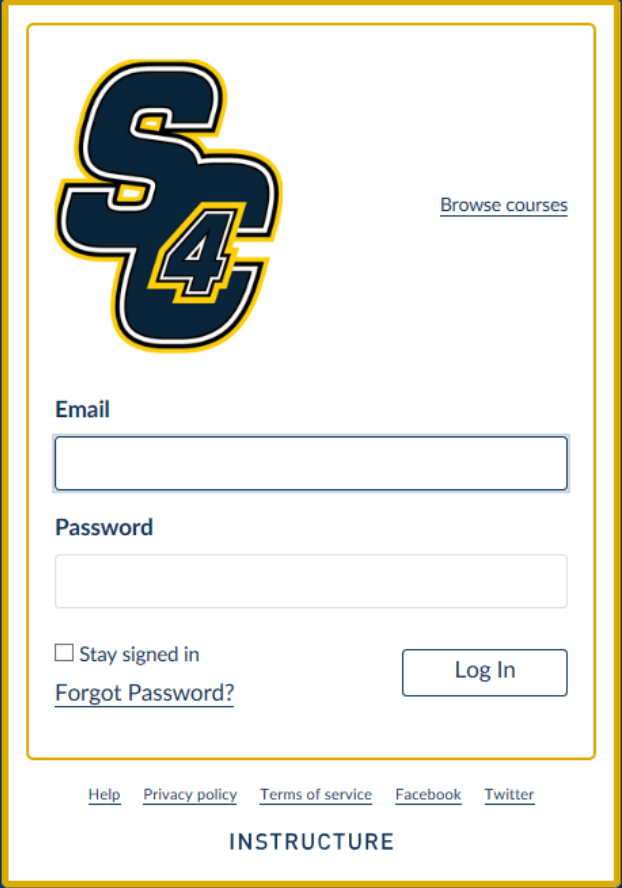
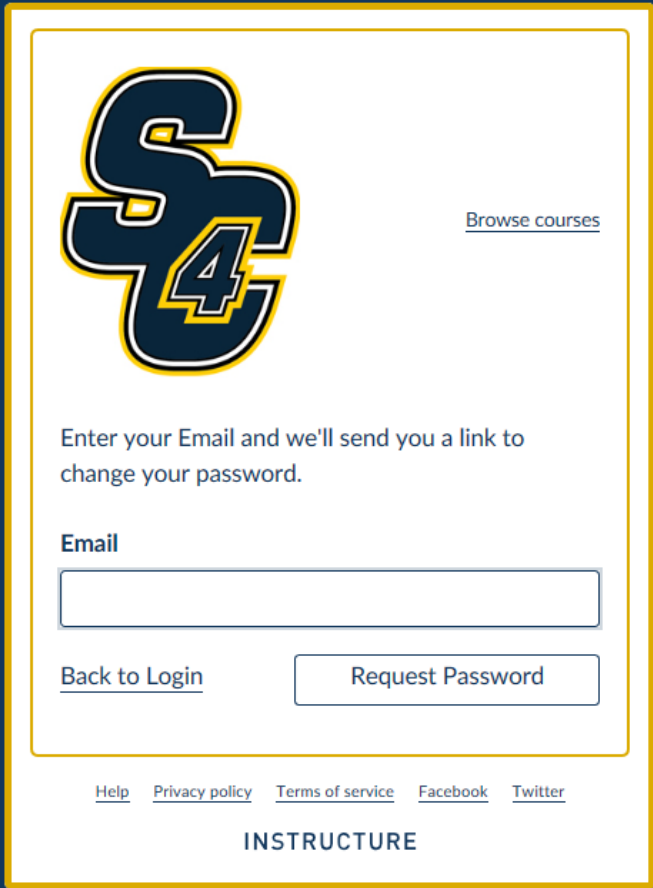


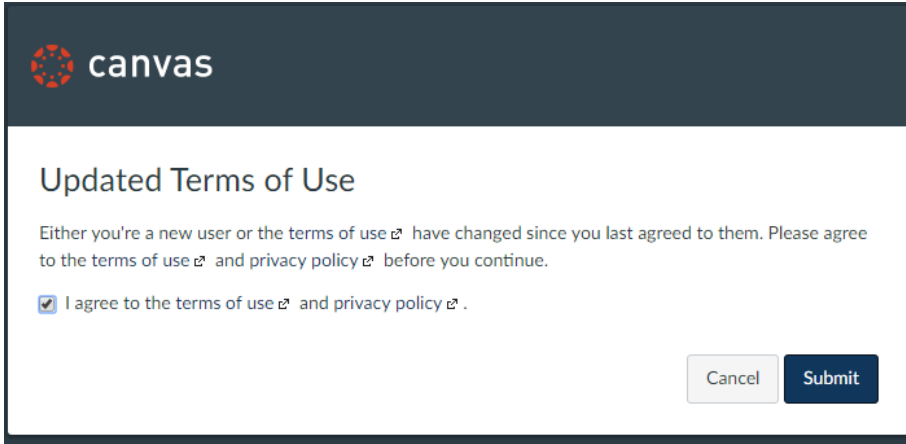
Student Assistance – Logging into Canvas online classroom

Web address: sc4.instructure.com

First-time user: Click “Forgot Password?” link	Enter SC4 student email address on next screen
 <p>SC4 logo</p> <p>Browse courses</p> <p>Email</p> <input type="text"/> <p>Password</p> <input type="password"/> <p><input type="checkbox"/> Stay signed in</p> <p>Forgot Password? <input type="button" value="Log In"/></p> <p>Help Privacy policy Terms of service Facebook Twitter</p> <p>INSTRUCTURE</p>	 <p>SC4 logo</p> <p>Browse courses</p> <p>Enter your Email and we'll send you a link to change your password.</p> <p>Email</p> <input type="text"/> <p>Back to Login <input type="button" value="Request Password"/></p> <p>Help Privacy policy Terms of service Facebook Twitter</p> <p>INSTRUCTURE</p>

Email will be sent from “Instructure Canvas” with link to set a new password.

After new password entered twice, student will receive message below – click I agree and Submit.



The image shows a dark grey header with the Canvas logo and the word "canvas" in white. Below the header, the text "Updated Terms of Use" is displayed. A paragraph explains that either the user is new or the terms have changed, and they must agree to the terms of use and privacy policy. A checkbox is checked, indicating agreement. At the bottom right, there are two buttons: "Cancel" and "Submit".

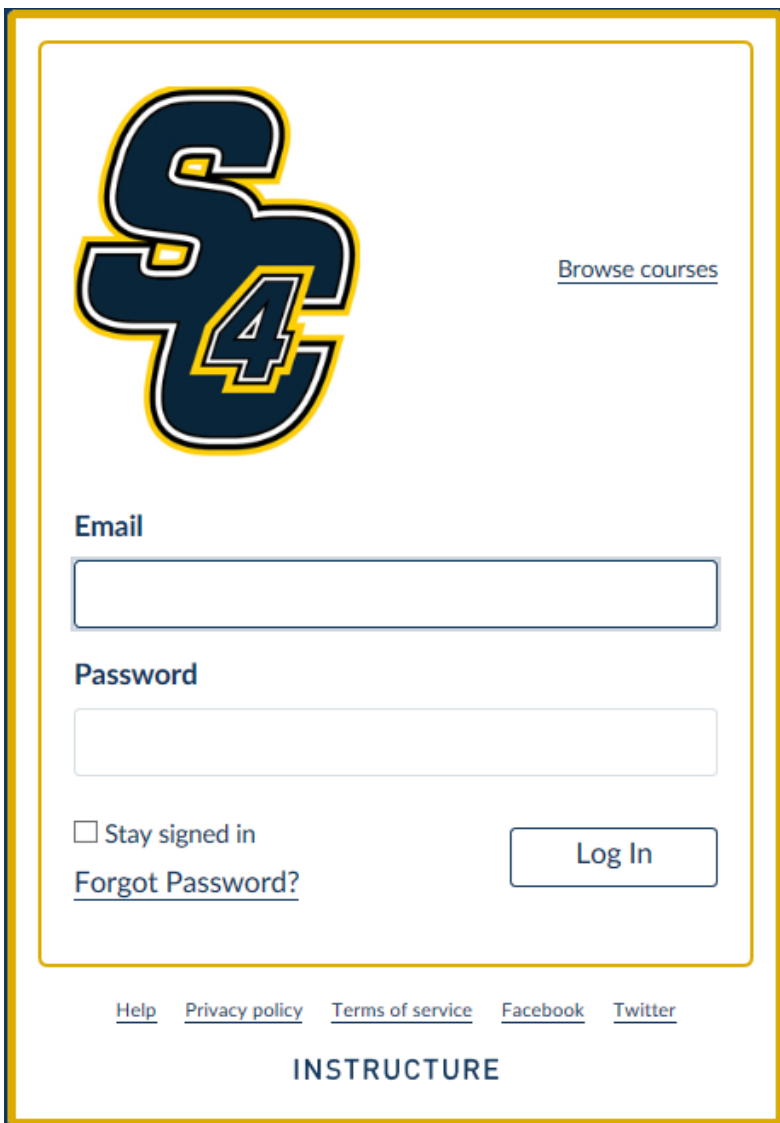
Updated Terms of Use

Either you're a new user or the terms of use [have](#) changed since you last agreed to them. Please agree to the terms of use [and](#) privacy policy [before](#) you continue.


I agree to the terms of use [and](#) privacy policy [.](#)

Cancel Submit

Enters classroom.



The image shows a login form for SC4. It features the SC4 logo in the top left corner. To the right of the logo is a link that says "Browse courses". Below the logo are two input fields: "Email" and "Password". Under the "Email" field is a text input box. Under the "Password" field is a text input box. Below the "Password" field is a checkbox labeled "Stay signed in" and a "Log In" button. At the bottom left of the form is a link that says "Forgot Password?". At the bottom of the page, there are links for "Help", "Privacy policy", "Terms of service", "Facebook", and "Twitter". The word "INSTRUCTURE" is centered at the bottom of the page.

 [Browse courses](#)

Email

Password

Stay signed in

[Forgot Password?](#)

[Help](#) [Privacy policy](#) [Terms of service](#) [Facebook](#) [Twitter](#)

INSTRUCTURE